



Syrian Center for Media and Freedom of Expression

مركز توثيق الانتهاكات في سوريا  
Nanvenda Belgekirina Binpekiran li Suriya  
Violation Documentation Center in Syria

50%

100%

12%

87%

# Monthly Statistical Report On Casualties in Syria

Violations Documentation Center in Syria

September 2024



# General Statistics

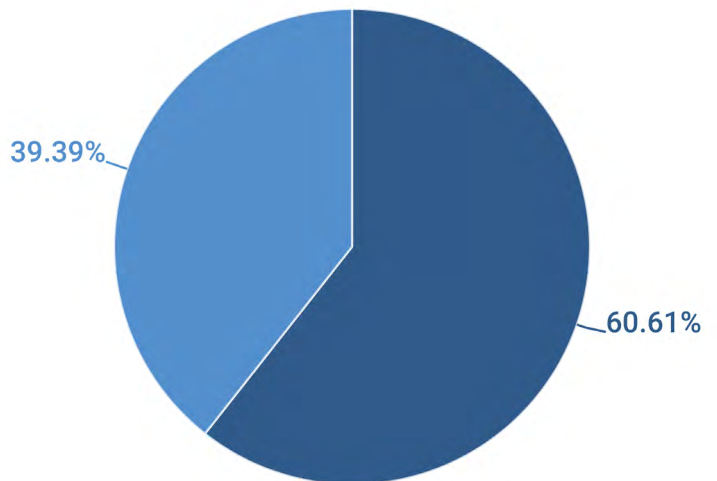


## Total Casualties Since Mid-March 2011

Since mid-March 2011 up until **September 2024**, the Violations Documentation Center documented a total of **242,429** battle-related deaths.

● **146,926 (60.61%)**  
Among them were Civilians

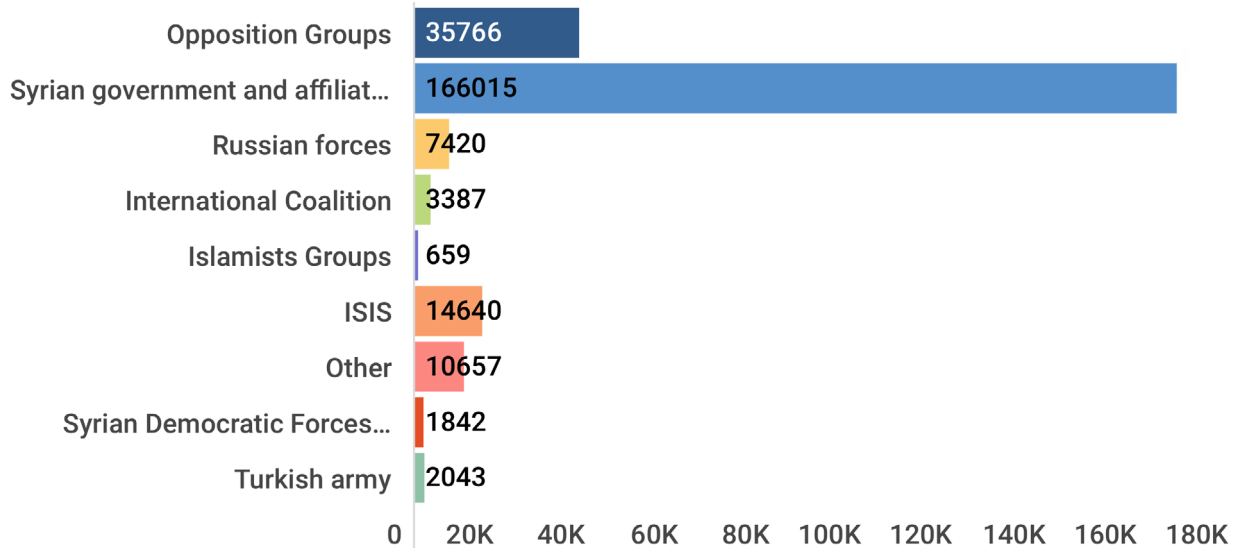
● **95,503 (39.39%)**  
Were Non-Civilians





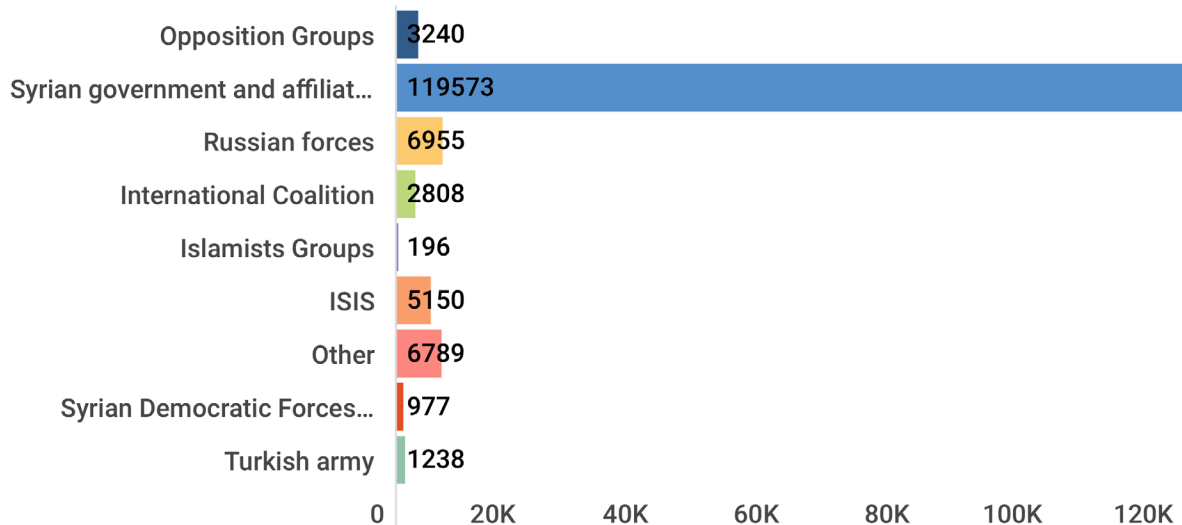
## Deaths by the Parties Responsible

The parties responsible for the total number of deaths (civilian and non-civilian) from mid-March 2011 up until **September 2024**:



## Civilian Deaths by the Parties Responsible

The parties responsible for civilian casualties from mid-March 2011 up until **September 2024**:





# September 2024 Statistics



## Battle-Related Deaths

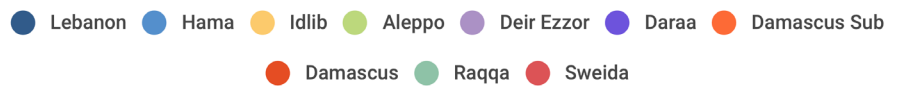
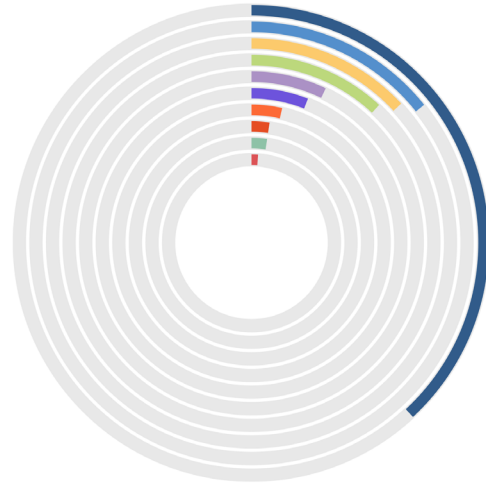
During the month of **September 2024**, a total number of **84** deaths were documented across different Syrian governorates, among them, **84** were documented by full name and **0** was registered as unknown.



## Deaths by Governorate

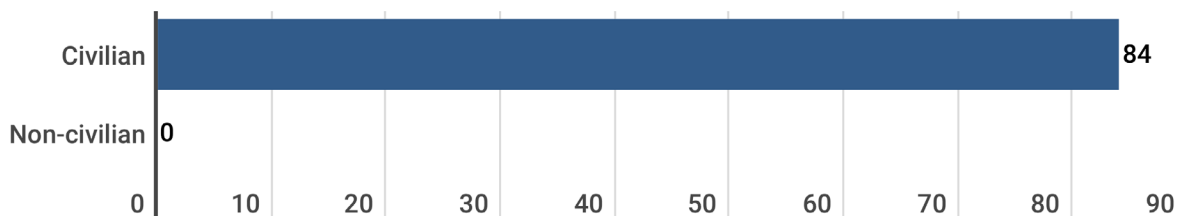
The largest number of documented deaths took place in **Lebanon** with **32** deaths, followed by **Hama** with **12** deaths for each and **Idlib** with **11** deaths.

**29** deaths were documented in other governorates.



## Deaths by Category: Civilian and Non-Civilian

The number of civilian deaths reached **84** while the number of non-civilian deaths was **0**



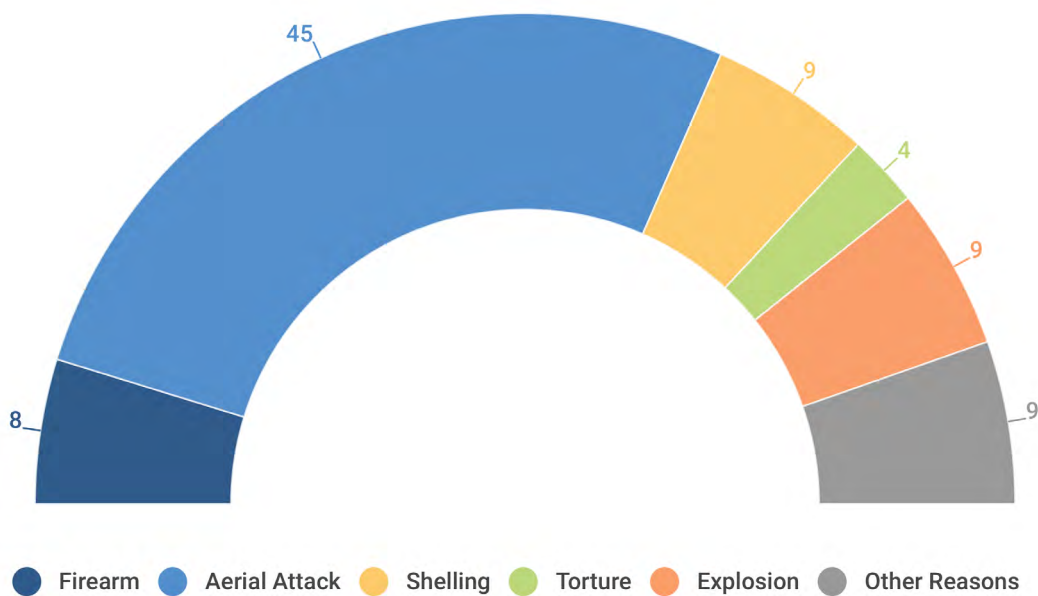


## Causes of Death

8 deaths were caused by firearms and snipers, 45 deaths by aerial attacks and barrel bombs, and 9 battle-related deaths were caused by tanks, cannons and mortars.

4 deaths were caused by torture in Syrian government detention centers, 9 deaths were caused by land mines and car explosives and 0 death resulted from torture by kidnappers. 0 deaths were caused by lack of medical aid and relief in besieged areas and 0 case was caused by chlorine gas.


9 cases of death were caused by other reasons.



## Deaths by Gender

The total number of adult (over 18 years of age) male deaths is 50 while the total number of adult female deaths is 13.

The total for child battle-related deaths is 21, with 12 for male children and 9 for female children.



- Adult Male
- Adult Female
- Child Male
- Child Female



All figures and statistics presented in this report were retrieved from the database of the Violations Documentation Center (VDC). They are not final and are subject to continuous and periodic scrutiny by the VDC's database administrators and the field documentation team. Figures differ between reports and the most recent report is considered to be the most accurate.

We are very grateful to the members of the Field Documentation Team who risk their lives every day in order to document human rights violations committed in Syria and without whom the publications of the VDC would not have been possible.



## Syrian Center for Media and Freedom of Expression

مركز توثيق الانتهاكات في سوريا  
Nanvenda Belgekirina Binpêkirinan li Sûriya  
Violation Documentation Center in Syria

**For more information or to get in contact, please email us:**

[inquiry@vdc-sy.info](mailto:inquiry@vdc-sy.info)

**For our previous reports in Arabic:**

[/http://vdc-sy.net/category/reports\\_ar/monthly\\_reports\\_ar](http://vdc-sy.net/category/reports_ar/monthly_reports_ar)

**For our previous reports in English:**

[/http://vdc-sy.net/category/reports/monthly\\_reports](http://vdc-sy.net/category/reports/monthly_reports)